

## BOB8 / BOB12 / BOB16AES

**Professional Breakout Boxes  
for Digigram Multichannel Sound Cards and IQOYA \*SERV/LINK**



[1 IMPORTANT NOTICE](#)

[2 CONTENTS OF THIS PACKAGE](#)

[3 PRODUCT SPECIFICATIONS](#)

[3.1 Size and weight](#)

[3.2 Connectors](#)

[3.3 Rear panel BOB8 / BOB12 / BOB16AES](#)

[3.4 BOB8 front panel](#)

[3.5 BOB8 wiring diagram](#)

[3.6 BOB8 pinout](#)

[3.7 BOB12 front panel](#)

[3.8 BOB12 wiring diagram](#)

[3.9 BOB12 pinout - brochage](#)

[3.10 BOB16AES front panel](#)

[3.11 BOB16AES wiring diagram](#)

[3.12 BOB16AES pinout](#)

[4 MOUNTING THE BRACKETS](#)

[5 WHICH BOB for WHICH CARD?](#)

*Copyright 2005 Digigram. All rights reserved.*

*No portion of this manual may be reproduced without prior written consent from Digigram. The copyright protection claimed here includes photocopying, translation and/or reformatting of the information contained in this manual.*

*While every effort has been made to ensure accuracy, Digigram is not responsible for errors and omissions, and reserves the right to make improvements or changes in the products and programs described without notice.*

*Digigram and the Digigram logo, BOB8, and BOB12 are registered trademarks or trademarks of Digigram S.A. Other trademarks are property of their respective holders.*

Thank you for purchasing a Digigram Breakout Box.

Digigram's BOB8, BOB12 and BOB16AES allow straightforward and secure connection to all I/Os of compatible Digigram multichannel sound cards:

- PCX/LCM/VX cards disposing of a Sub-D 62 HD connector, with a connection cable Sub-D 62 HD male / Sub-D 62 HD male
- Cards of the miXart 8 range\*, with a connection cable Sub-D 62 HD / SCSI/ 40 (*analog*) plus MDR 26 (*digital*)

\*  
*on miXart 8 CN and miXart 8 ES, only the analog I/Os are transmitted to BOB8*

BOB8 and BOB12 use Neutrik™ high-quality connectors.

For further information or specific cables, do not hesitate to contact your supplier.

## 1 IMPORTANT NOTICE

To ensure full compliance of our products, the breakout boxes have been tested in combination with Digigram sound cards against the following standards and found to comply:

- International: CISPR22 Class B
- Europe: EMC 89/336/CEE (1992) specifications
- United States: FCC Rules-Part 15-Class B (digital device)

In order to guarantee compliance with the above standards in an installation:

- the breakout boxes must not be modified
- additional cables used must have their respective shield connected to each extremity

## 2 CONTENTS OF THIS PACKAGE

The package consists of the following components:

- a 2U 19-inch breakout box
- 4 mounting brackets (including fastenings)
- the User's Manual at hand
- a cable (Sub-D 62 HD male to male) to connect your Digigram Sound card to the breakout box\*
- A cable of 2 meters is included in the delivery of any BOB8/BOB12/BOB16AES packaged with a Digigram multichannel sound card.

For a separately purchased breakout box, cables are available optionally.

**Also available (optional):**

Set of three label carriers

## 3 PRODUCT SPECIFICATIONS

### 3.1 Size and weight

	BOB8	BOB12	BOB16AES
<b>Dimensions</b>	2U 19" rack 440 x 88 x 150 mm (width x height x depth)		
	Mounting brackets: 0.09 x 0.35 x 0.07" (22 x 88 x 16 mm)		
<b>Weight</b>	~2.65 kg (~5.85 lbs)	~2.60 kg (~5.75 lbs)	~2.55 kg (~5.65 lbs)

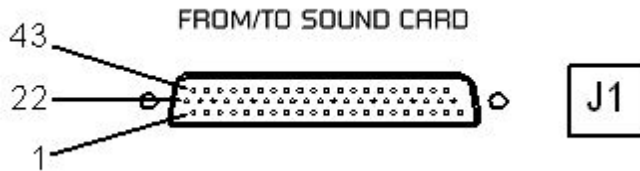
Note: the mounting brackets delivered with Digigram's breakout boxes have been designed to ensure utmost flexibility allowing any of these installation configurations: rack front end, rack back end, under a table, top of a table

### 3.2 Connectors

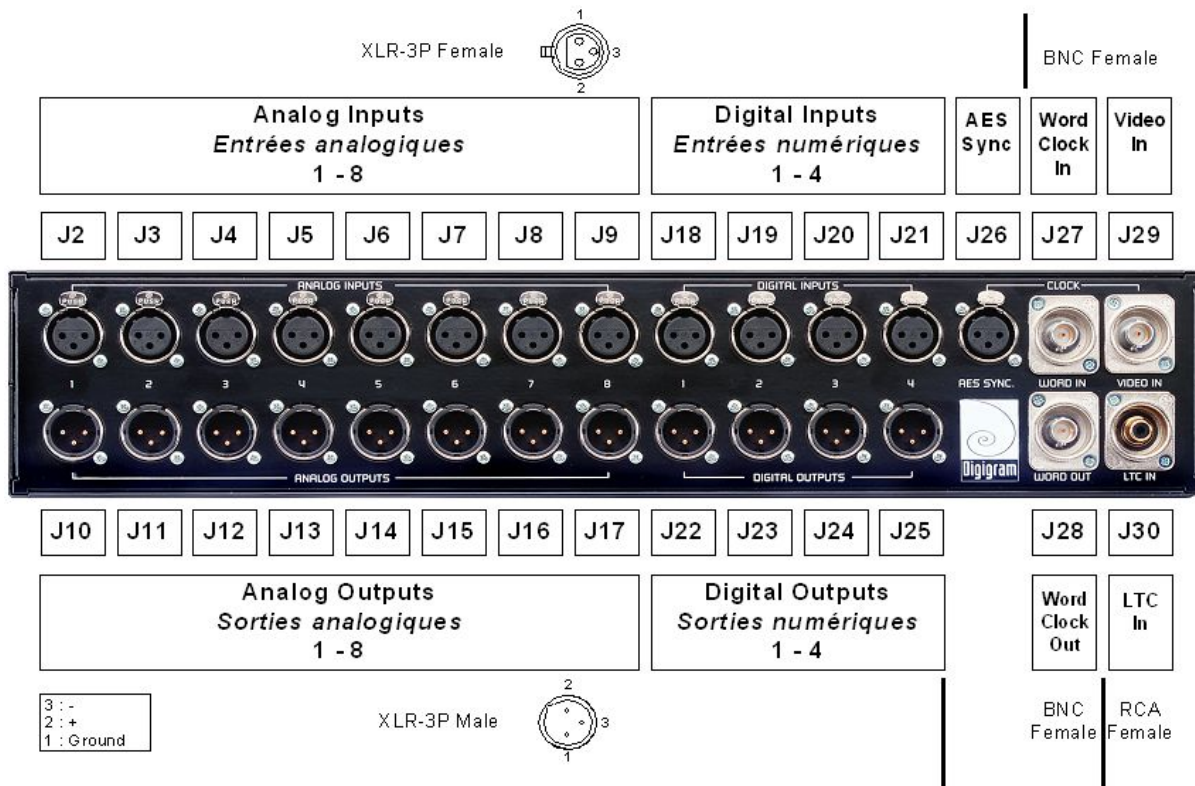
	BOB8	BOB12	BOB16AES
<b>Analog line inputs (mono)</b>	8	2	-
<b>Digital AES/EBU stereo input(s)</b>	4	1	8
<b>Digital AES/EBU Sync stereo input</b>	1	1	1
<b>Standard Word Clock input</b>	1	1	1
<b>Video Sync input</b>	1	1	
<b>SMPTE/LTC Sync input (Linear Time Code)</b>	1	1	-
<b>Analog line outputs (mono)</b>	8	12	-
<b>Digital AES/EBU stereo outputs</b>	4	6	8
<b>Standard Word Clock output</b>	1	1	

## 3.3 Rear panel BOB8 / BOB12 / BOB16AES

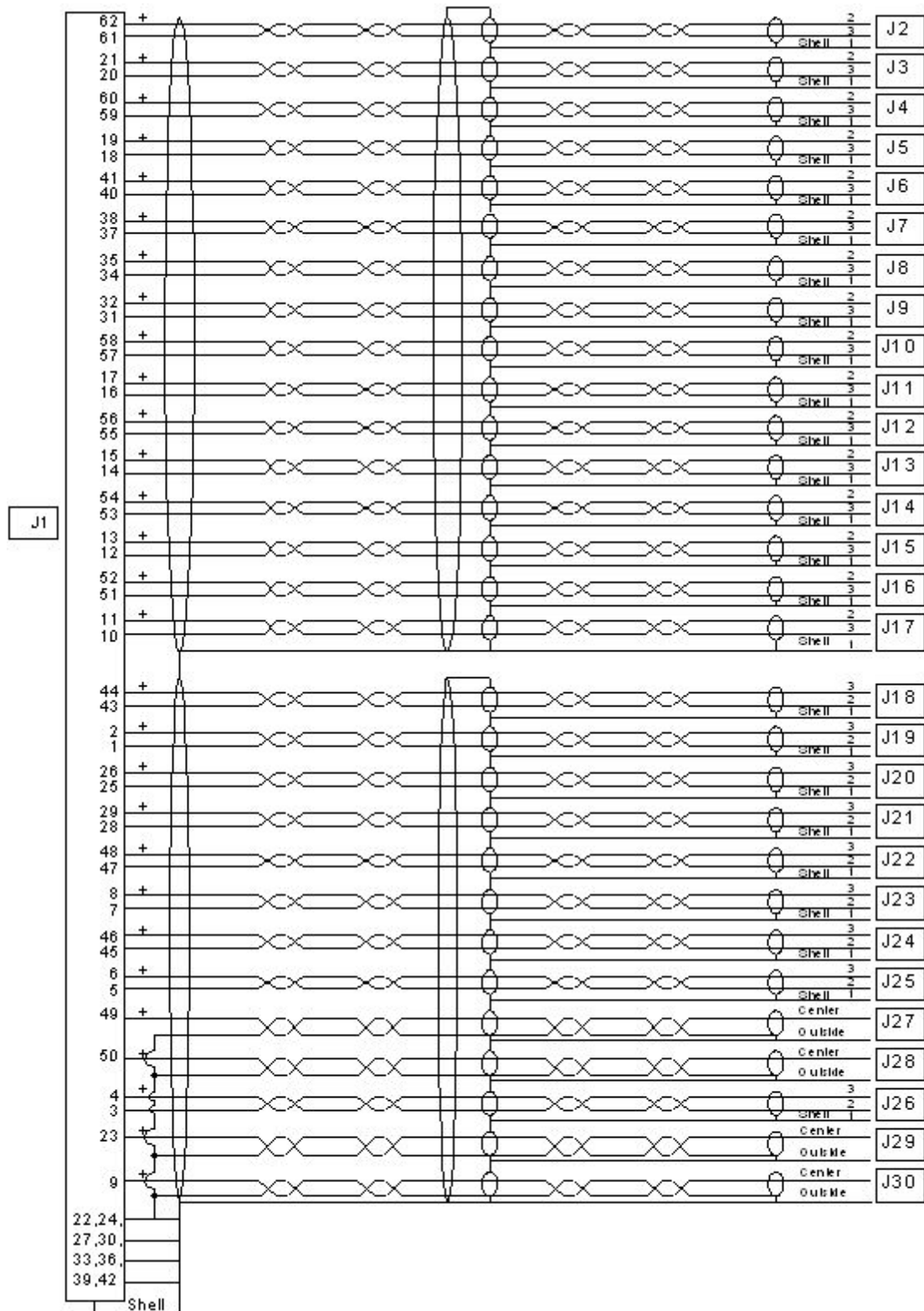
The rear panels of the breakout boxes are equipped with a Sub-D 62 HD (female) connector to interface your sound card and BOB8 or BOB12.



## 3.4 BOB8 front panel



## 3.5 BOB8 wiring diagram

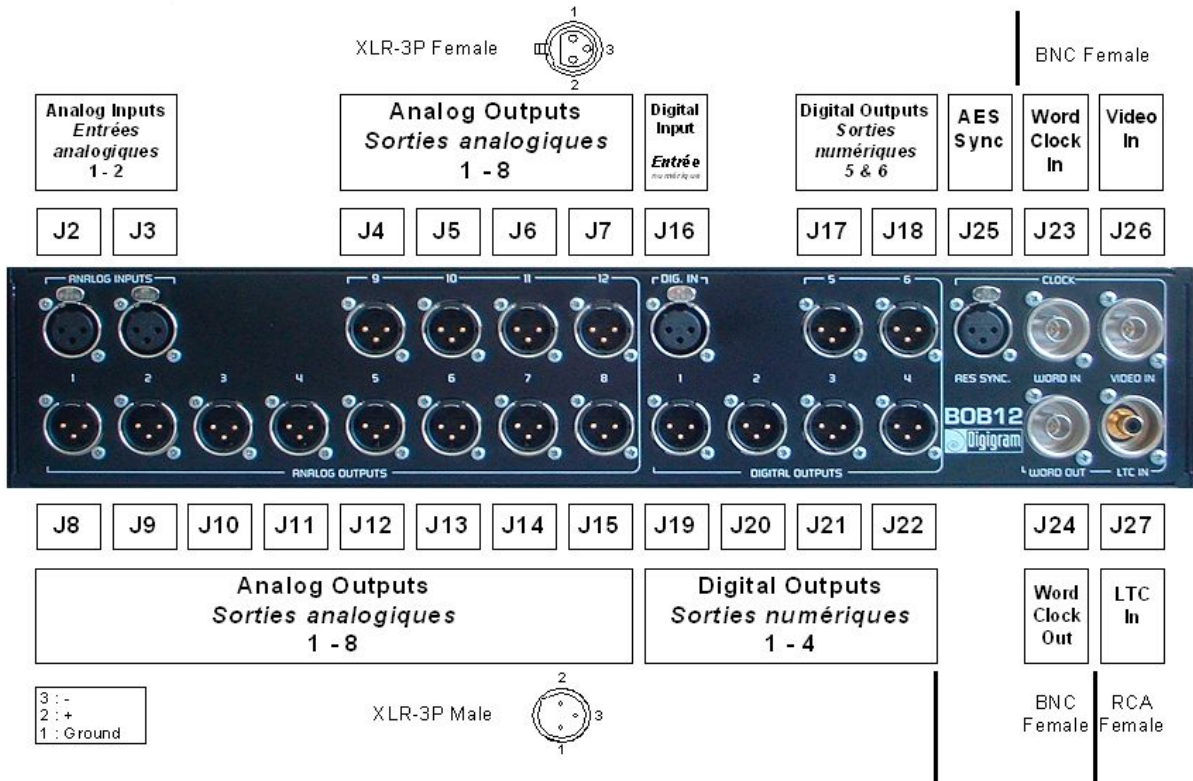


## 3.6 BOB8 pinout

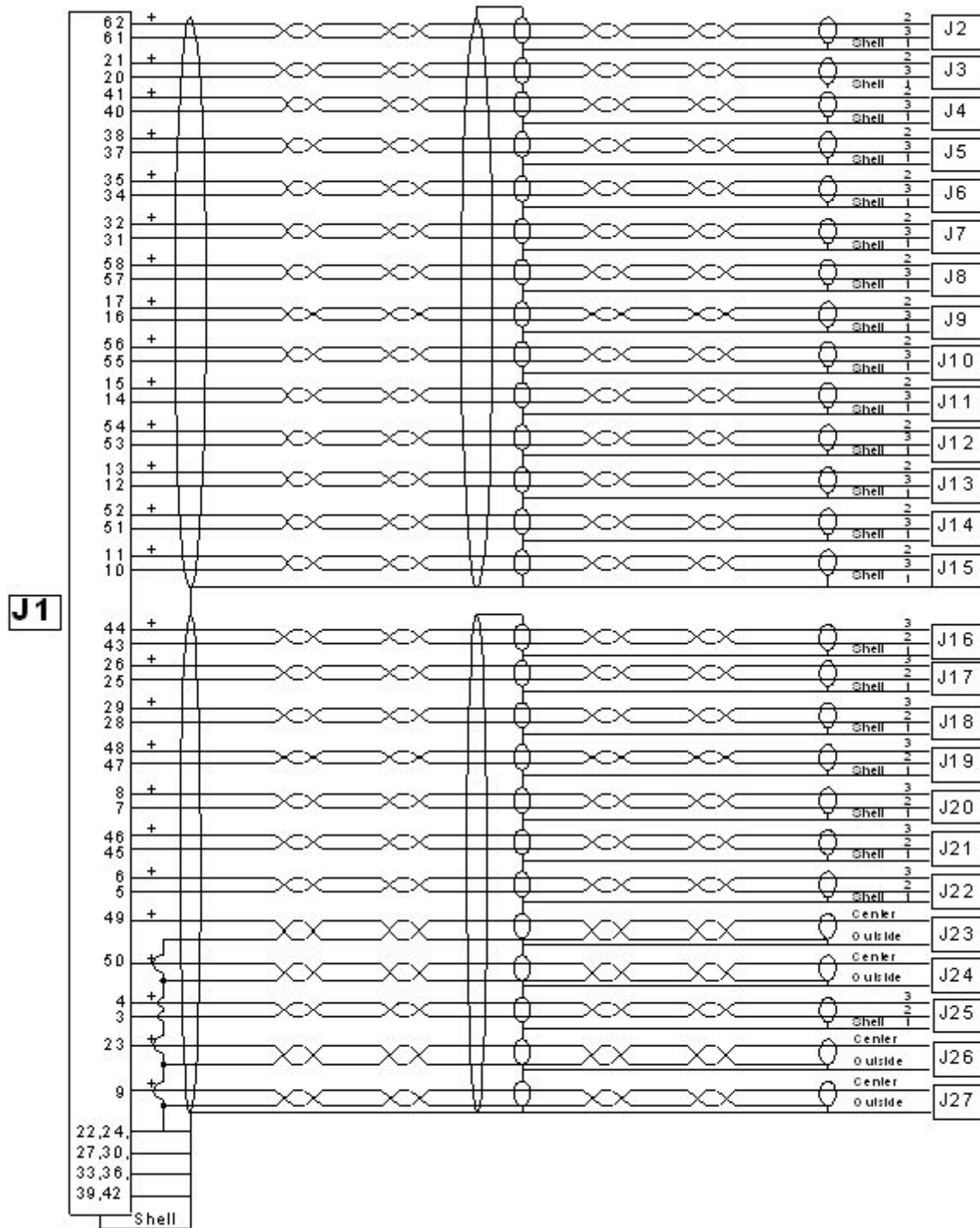
Pin	Signal	Pin	Signal	Pin	Signal
1	AES/EBU IN 2 -	22	GND	43	AES/EBU IN 1 -
2	AES/EBU IN 2 +	23	Vidéo IN	44	AES/EBU IN 1 +
3	AES/EBU SYNC -	24	GND	45	AES/EBU OUT 3 -
4	AES/EBU SYNC +	25	AES/EBU IN 3 -	46	AES/EBU OUT 3 +
5	AES/EBU OUT 4 -	26	AES/EBU IN 3 +	47	AES/EBU OUT 1 -
6	AES/EBU OUT 4 +	27	GND	48	AES/EBU OUT 1 +
7	AES/EBU OUT 2 -	28	AES/EBU IN 4 -	49	Word Clock IN
8	AES/EBU OUT 2 +	29	AES/EBU IN 4 +	50	Word Clock OUT
9	LTC IN	30	GND	51	OUT 7 -
10	OUT 8 -	31	IN 8 -	52	OUT 7+
11	OUT 8 +	32	IN 8 +	53	OUT 5 -
12	OUT 6 -	33	GND	54	OUT 5 +
13	OUT 6 +	34	IN 7 -	55	OUT 3 -
14	OUT 4 -	35	IN 7 +	56	OUT 3 +
15	OUT 4 +	36	GND	57	OUT 1 -
16	OUT 2 -	37	IN 6 -	58	OUT 1 +
17	OUT 2 +	38	IN 6 +	59	IN 3 -
18	IN 4 -	39	GND	60	IN 3 +
19	IN 4 +	40	IN 5 -	61	IN 1 -
20	IN 2 -	41	IN 5 +	62	IN 1 +
21	IN 2 +	42	GND		



## 3.7 BOB12 front panel



## 3.8 BOB12 wiring diagram

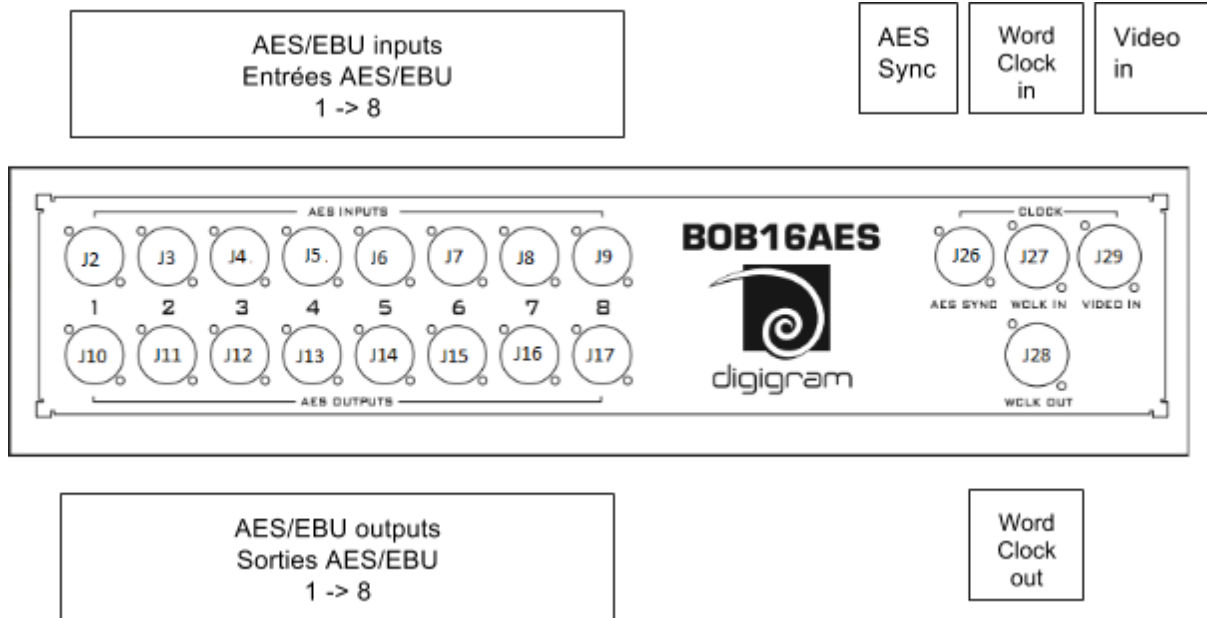


## 3.9 BOB12 pinout - brochage

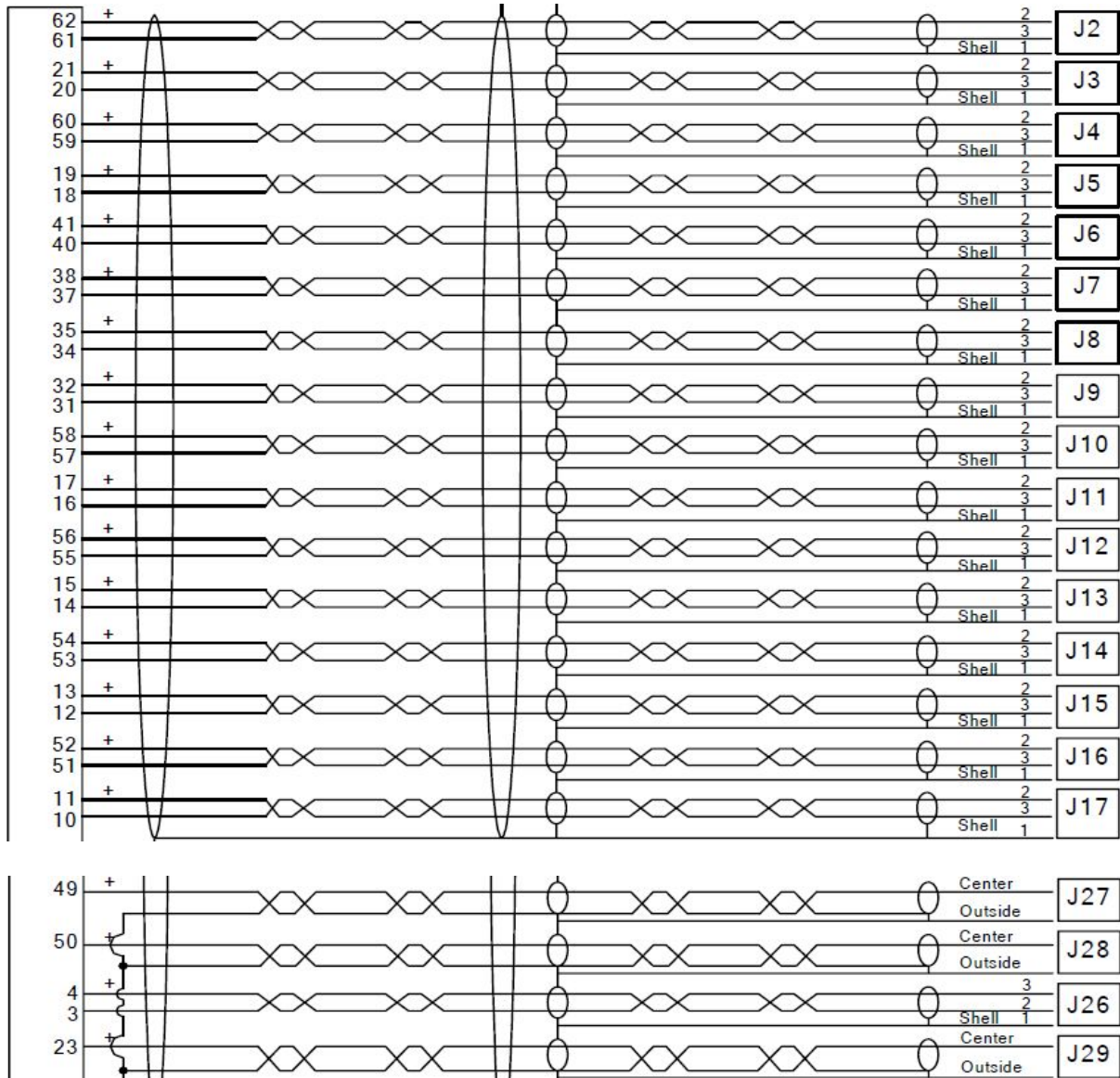
Pin	Signal	Pin	Signal	Pin	Signal
1	NC	22	GND	43	AES/EBU IN 1 -

2	NC	23	Vidéo IN	44	AES/EBU IN 1 +
3	AES/EBU SYNC -	24	GND	45	AES/EBU OUT 3 -
4	AES/EBU SYNC +	25	AES/EBU OUT 5 -	46	AES/EBU OUT 3 +
5	AES/EBU OUT 4 -	26	AES/EBU OUT 5+	47	AES/EBU OUT 1 -
6	AES/EBU OUT 4 +	27	GND	48	AES/EBU OUT 1 +
7	AES/EBU OUT 2 -	28	AES/EBU OUT 6 -	49	Word Clock IN
8	AES/EBU OUT 2 +	29	AES/EBU OUT 6 +	50	Word Clock OUT
9	LTC IN	30	GND	51	OUT 7 -
10	OUT 8 -	31	OUT 12 -	52	OUT 7+
11	OUT 8 +	32	OUT 12 +	53	OUT 5 -
12	OUT 6 -	33	GND	54	OUT 5 +
13	OUT 6 +	34	OUT 11 -	55	OUT 3 -
14	OUT 4 -	35	OUT 11 +	56	OUT 3 +
15	OUT 4 +	36	GND	57	OUT 1 -
16	OUT 2 -	37	OUT 10 -	58	OUT 1 +
17	OUT 2 +	38	OUT 10 +	59	NC
18	NC	39	GND	60	NC
19	NC	40	OUT 9 -	61	IN 1 -
20	AESIN 2 -	41	OUT 9 +	62	IN 1 +
21	AESIN 2 +	42	GND		

## 3.10 BOB16AES front panel



## 3.11 BOB16AES wiring diagram



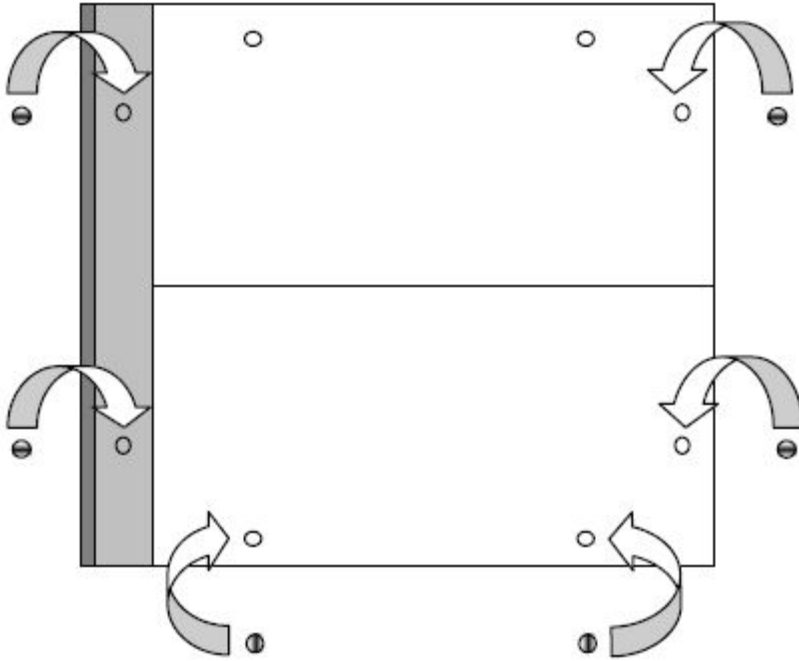
## 3.12 BOB16AES pinout

Pin	Signal	Pin	Signal	Pin	Signal
1	NC	22	GND	43	NC
2	NC	23	Vidéo IN	44	NC
3	AES/EBU SYNC -	24	GND	45	AES/EBU OUT 3 -
4	AES/EBU SYNC +	25	NC	46	NC
5	NC	26	NC	47	NC
6	NC	27	GND	48	NC
7	NC	28	NC	49	Word Clock IN
8	NC	29	NC	50	Word Clock OUT
9	NC	30	GND	51	AES OUT 7-
10	AES OUT 8-	31	AES IN 8 -	52	AES OUT 7+
11	AES OUT 8+	32	AES IN 8+	53	AES OUT 5-
12	AES OUT 6-	33	GND	54	AES OUT 5+
13	AES OUT 6+	34	AES IN 7 -	55	AES OUT 3 -
14	AES OUT 4-	35	AES IN 7+	56	AES OUT 3 +
15	AES OUT 4+	36	GND	57	AES OUT 1-
16	AES OUT 2-	37	AES IN 6 -	58	AES OUT 1+
17	AES OUT 2+	38	AES IN 6+	59	AES IN 3 -
18	AES IN 4 -	39	GND	60	AES IN 3+
19	AES IN 4+	40	AES IN 5 -	61	AES IN 1 -
20	AES IN 2 -	41	AES IN 5+	62	AES IN 1+
21	AES IN 2+	42	GND		

## 4 MOUNTING THE BRACKETS

To ensure utmost adaptability with any mounting environment, the brackets can be affixed alongside any of the four edges of the BOB side panels.

Side view on BOB8/BOB12/BO16AES:



## 5 WHICH BOB for WHICH CARD?

The following table lists the compatibilities between BOB and Digigram cards.

Card	BOB8	BOB12	BOB16AES	Cable reference
VX/PCX881e	X			SC168500501
VX/PCX881HR	X			SC168500201
VX/PCX882e	X			SC168500501
VX/PCX882HR	X			SC168500201
VX/PCX1221e		X		SC168500501
VX/PCX1221HR		X		SC168500201
VX/PCX1222e		X		SC168500501
VX/PCX1222HR		X		SC168500201
LoLa280	X			SC203000101
1 x LoLa881			X	SC225900101
2 x LoLa881			X (**)	SC225900201
LoLa16161			X	SC225900201

(\*) No LTC input on BOB16AES

(\*\*) It is possible to connect 2 LoLa881 to a BOB16AES, in which case it is necessary to use the same cables as for LoLa16161, but only one of the two Lola881 will receive external synchro clocks.



